

Slide 1

**Opportunities for All Early Learners:  
Strong Universal Supports**

Jess Nicholls  
Statewide Coordinator  
Early Childhood Equitable MLSS  
July 27, 2021




---

---

---

---

---

---

---

---

---

---


---

---

Slide 2

**Session Outcome**

Begin to examine how to ensure each and every child has access to opportunities by addressing early childhood environments, curriculum, instruction and assessment practices




---

---

---

---

---

---

---

---

---

---

---


---

Slide 3

**DPI Vision/Mission**

**Dr. Underly's Four Pillars**

- Access to high quality preschool, childcare, and wrap-around programs;
- Access to the best and most passionate teachers;
- Access to mental health support, school counseling, and a robust school nursing service;
- Fair funding for our public schools.




---

---

---

---

---

---

---

---

---

---

---

---

Slide 4

An Equitable, Multi-Level System of Supports

If you see this icon on a slide, there is a specific connection to the key system feature of equity.

Continuous

Improvement

---

---

---

---

---

---

---

---

Slide 5

Research: High-Quality Universal Early Learning

*"establishing a high-quality UPK (Universal Preschool program) is a critical first step toward creating equity in access to early education and ensuring that all children begin kindergarten with an equal opportunity."*

National Institute of Early Education Research, 2016

---

---

---

---

---

---

---

---

Slide 6

Wisconsin Graduates are College and Career **READY**

All Wisconsin graduates

KEY TAKEAWAYS

- KNOWLEDGE:** Students receive equitable access to the academic content.
- SKILLS:** School- and classroom-wide behavioral expectations promote the application of these skills.
- HABITS:** Positive behavioral habits lead to responsibility, democratic, adaptability, and leadership.

---

---

---

---

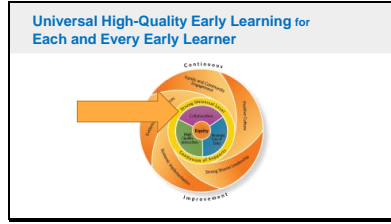
---

---

---

---

Slide 7



---

---

---

---

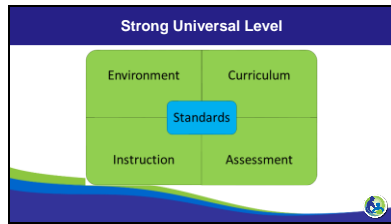
---

---

---

---

Slide 8



---

---

---

---

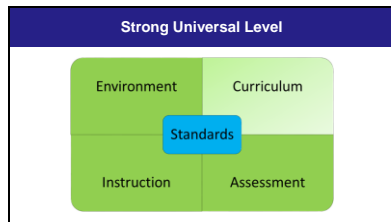
---

---

---

---

Slide 9



---

---

---

---

---

---

---

---

Slide 10




---



---



---



---



---



---

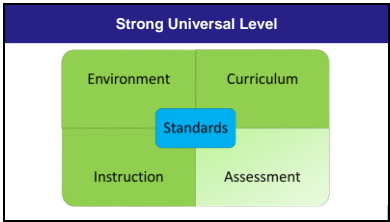


---



---

Slide 11




---



---



---



---



---



---



---



---

Slide 12




---



---



---



---



---



---

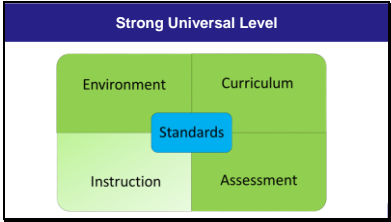


---



---

Slide 13




---



---



---



---



---



---



---



---

Slide 14




---



---



---



---



---



---

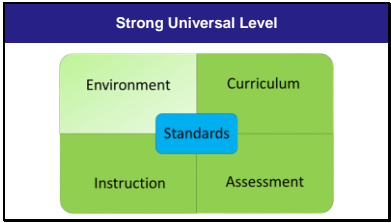


---



---

Slide 15




---



---



---



---



---



---



---



---

Slide 16



---

---

---

---

---

---

---

---

---

---

Slide 17



---

---

---

---

---

---

---

---

---

---

Slide 18



---

---

---

---

---

---

---

---

---

---

Slide 19

Activity Vs Strategy

Instructional Strategy Match

---

---

---

---

---

---

---

---

---

---

Slide 20

Oral Language Strategies

- Repetition
- Response Prompting
- Modeling
- Expansion
- Descriptive Commenting
- Open-Ended Questions

Skittles

---

---

---

---

---

---

---

---

---

---

Slide 21

Oral Language Strategies

- **Repetition:** Adult repeats or recasts own words in order to emphasize important words
- **Response Prompting:** Adult gives vinv prompts to help child come up with a word, complete a sentences, or communicate and idea
- **Modeling:** Adult demonstrates
- **Expansion:** Adult elaborates on what the child says
- **Descriptive Commenting:** Adult comments on what the child appears to be attending to or focused on
- **Open-Ended Questions:** Adults asks child a question that requires more than one word response

Skittles

---

---

---

---

---

---

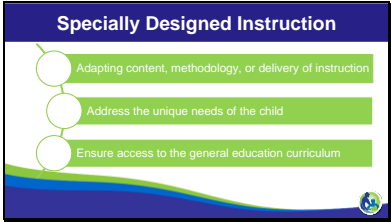
---

---

---

---

Slide 22



---

---

---

---

---

---

---

---

---

---

Slide 23



---

---

---

---

---

---

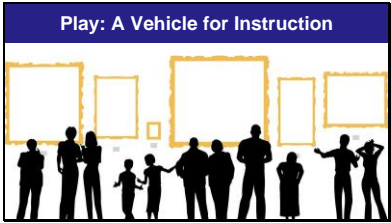
---

---

---

---

Slide 24



---

---

---

---

---

---

---

---

---

---



Slide 25




---

---

---

---

---

---

---

---

---

---

Slide 26




---

---

---

---

---

---

---

---

---

---